

Production Worksheet

EmbroideryStudio 2025 - Designing

Design: Q_6.00_inch_NarrowCollegeAF_kks

Title:

Stitches: 6,408
Height: 6.42 in
Width: 2.70 in
Colors: 4
Colorway: Madeira Poly
Zoom: 1.48




Machine format: Brother / Babylock
Color changes: 3
Stops: 4
Trims: 6
Area 17.30 in²
Thread chart: Madeira PolyNeon 40
Total thread: 178.13ft
Total bobbin: 79.86ft

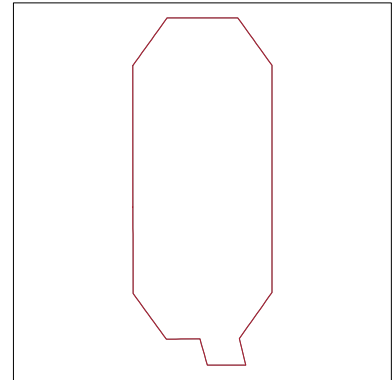
Stop Sequence:

#	Color	St.	Code	Name	Element
1.		170	1839	Red	Fabric Placement
2.		465	1924	Yellow Gold	Fabric Tackdown
3.		5,708	1922	Purple	Satin Outline
4.		6,408	1801	Super White	Top Stitch (Optional)

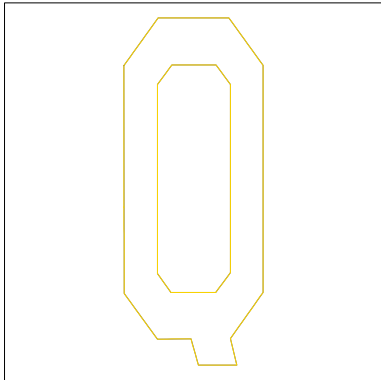
Thread usage: 176.81ft

N#	Color	Name	Length
4.		1839 Red	2.91ft
3.		1924 Yellow Gold	4.93ft
1.		1922 Purple	155.51ft
2.		1801 Super White	13.45ft

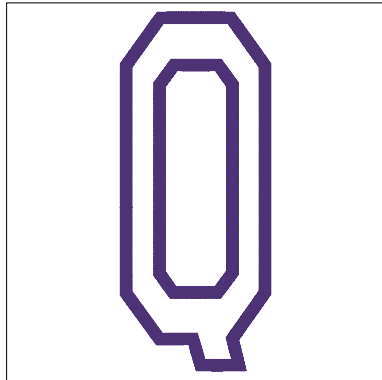




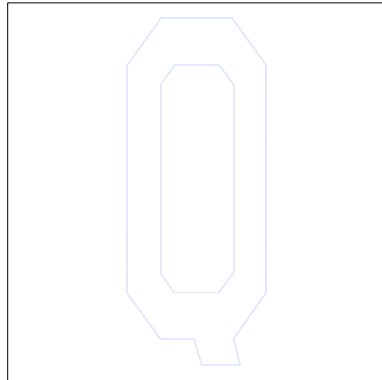
Color: 4
Stop: 1
Element: Fabric Placement
Code: 1839
Name: Red
Chart: Madeira PolyNeon 40
Stitches: 170
Thread used: 2.91ft



Color: 3
Stop: 2
Element: Fabric Tackdown
Code: 1924
Name: Yellow Gold
Chart: Madeira PolyNeon 40
Stitches: 295
Thread used: 4.93ft



Color: 1
Stop: 3
Element: Satin Outline
Code: 1922
Name: Purple
Chart: Madeira PolyNeon 40
Stitches: 5,243
Thread used: 155.51ft



Color: 2
Stop: 4
Element: Top Stitch (Optional)
Code: 1801
Name: Super White
Chart: Madeira PolyNeon 40
Stitches: 700
Thread used: 13.45ft